



EVR PERFORMANCE REVIEW

A graphic on the left side of the slide features a target with concentric rings in black, white, and gold. Several arrows are shown in flight, hitting the center bullseye. The background is a bright blue sky with a sun flare effect. The right side of the slide is white with black text.

MAPPING OF NEW TIMELINES

- The Division is mapping new timelines in line with Circular 26 of 2023. The following processing are being mapped from January to December 2024
- (1) screening timeline
- (2) first evaluation timeline
- (3) second evaluation timeline
- (4) timeline to final regulatory decision



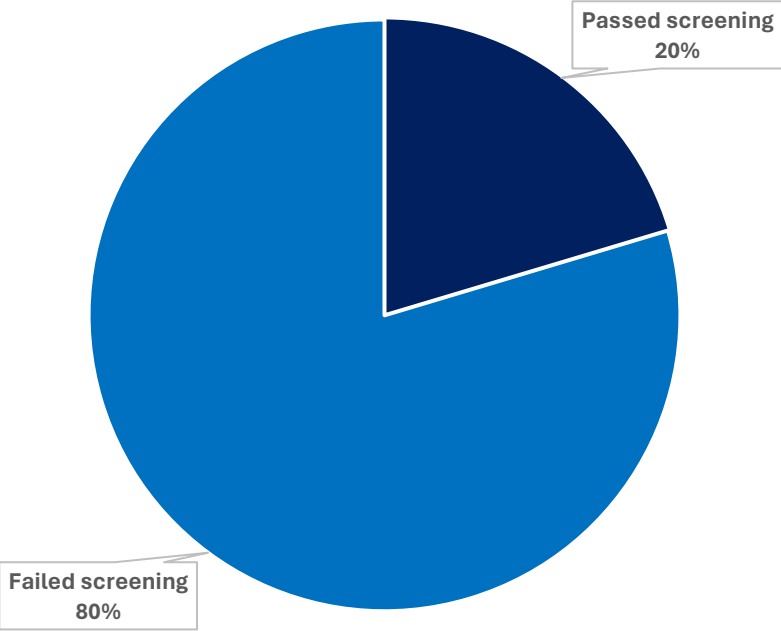
HUMAN MEDICINES

2024 APPLICATIONS

Month	Applications Received	Passed Screening	Failed Screening
January	27	4	22
February	17	7	9
March	12	0	12
Total	56	11	43

SCREENING STATUS OF 2024 APPLICATIONS

Screening status



■ Passed screening ■ Failed screening

SCREENING TIMELINES FOR 2024 APPLICATIONS

Month	Applications within screening timeline		Applications that deviated from screening timeline	
	Number	%	Number	%
January	13	50	13	50
February	8	44.4	10	55.6
March	0	0	12	100

BACKLOG APPLICATIONS

Month	Evaluated	Screened		Cumulative pending
		Passed	Failed	
Balance b/f				584
January (Screened)	-	0	0	584
January (Evaluated)	31	-	-	553
February (Screened)	-	10	90	453
February (Evaluated)	3	-	-	450
March (Screened)	-	13	17	420
March (Evaluated)	15	-	-	405
TOTAL	49	23	107	405



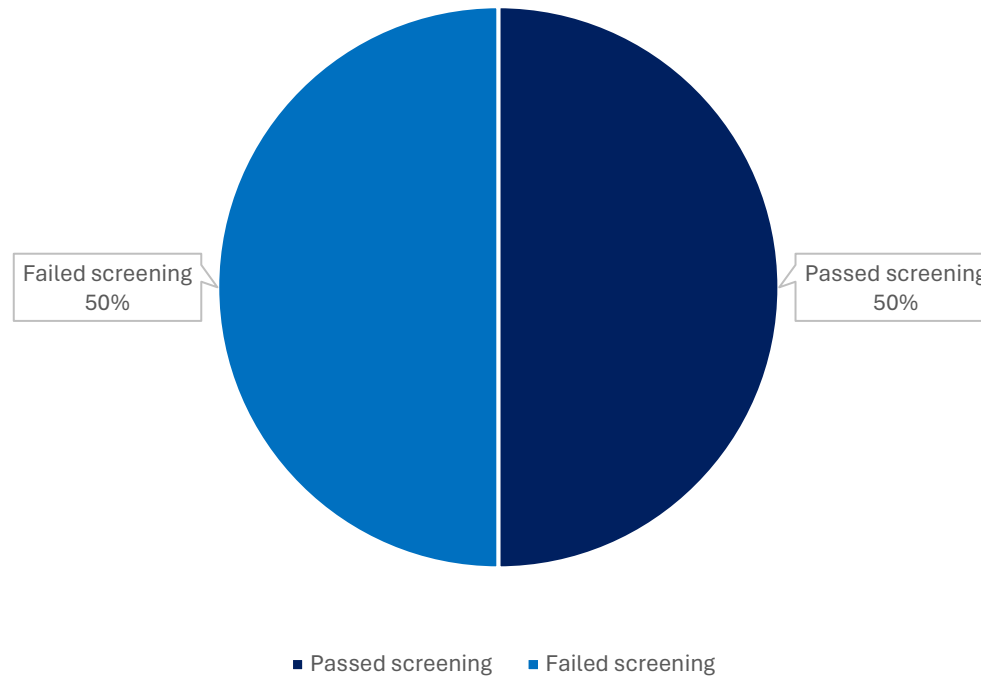
VETERINARY MEDICINES

2024 APPLICATIONS

Month	Applications Received	Passed Screening	Failed Screening
January	3	2	1
February	1	0	1
March	2	1	1
Total	6	3	3

SCREENING STATUS OF 2024 APPLICATIONS

Screening status



SCREENING TIMELINES FOR 2024 APPLICATIONS

Month	Applications within screening timeline		Applications that deviated from screening timeline	
	Number	%	Number	%
January	2	66.7	1	33.3
February	1	100	0	0
March	3	100	0	0

BACKLOG APPLICATIONS

Month	Evaluated	Screened		Cumulative pending
		Passed	Failed	
Balance b/f		0	29	29
January (Screened)	-	0	0	29
January (Evaluated)	0	-	-	29
February (Screened)	-	0	1	28
February (Evaluated)	0	-	-	28
March (Screened)	-	0	9	19
March (Evaluated)	0	-	-	19
TOTAL	0	0	10	19

COMPLEMENTARY MEDICINES

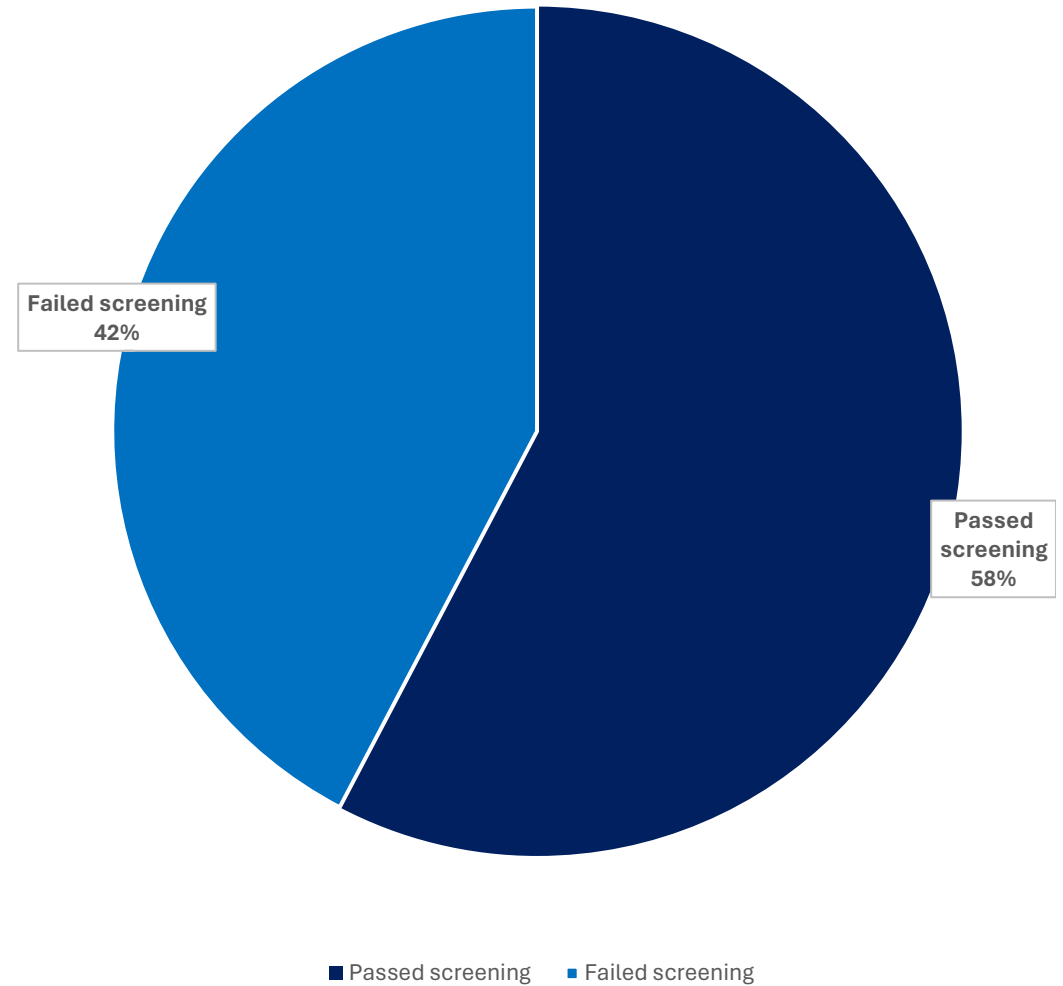


2024 APPLICATIONS

Month	Applications Received	Passed Screening	Failed Screening
January	13	3	10
February	12	12	0
March	1	0	1
Total	26	15	11

SCREENING STATUS OF 2024 APPLICATIONS

Screening status



SCREENING TIMELINES FOR 2024 APPLICATIONS

Month	Applications within screening timeline		Applications that deviated from screening timeline	
	Number	%	Number	%
January	0	0	13	100
February	0	0	12	100
March	0	0	1	100

BACKLOG APPLICATIONS

Month	Evaluated	Screened		Cumulative pending
		Passed	Failed	
Balance b/f				150
January (Screened)	-	0	0	150
January (Evaluated)	10	-	-	140
February (Screened)	-	0	0	140
February (Evaluated)	5	-	-	135
March (Screened)	-	6	2	127
March (Evaluated)	3	-	-	124
TOTAL	18	6	2	124

